

# UTS Library

## Quickstart Workshop




Library



## **Purpose of Workshop:**


In this workshop you will learn about different types of study resources and how to locate them in the Library.



## We will cover:

1. Locate your subject reading lists
2. Understand what scholarly information is and when to use it
3. Find book and articles in the Library collection
4. Find resources to help with your studies
5. Get extra help

# 1. Locate your subject Reading Lists





## What are reading lists?

- A list of resources created by your subject coordinator for use in that subject.
- Some items in your reading list will be recommended and some will be required.
- Some items will be available online and some will be in the Library as a physical copy.



## **Access your reading list**

- Login into Canvas using your student ID and password
- Select your subject
- Your reading list should be in the menu on the left
- Not all subjects use Reading Lists. If you do not see a link to reading list in Canvas, look at your subject outline for required and recommended reading.

Spring 2020

Home

Subject Outline

Modules

Announcements

Assignments

Discussions

Quizzes

People

Marks

Media Gallery

Search

Reading List

Library



# 85502 Researching Design Histories

ADD



WATCHED LIST 240710 (2020/21) Updated a month ago 67 items in 6 sections 122 Pages



LISTS




COLLECTION



FIND LISTS



REPORTS



## Week 1 (18)



ARTICLE

Required

[Check availability >](#)

VIDEO

Required

[Check availability >](#)

WWW

WEBSITE

Required

[Check availability >](#)

ARTICLE



2. Understand what scholarly information is and when to use it

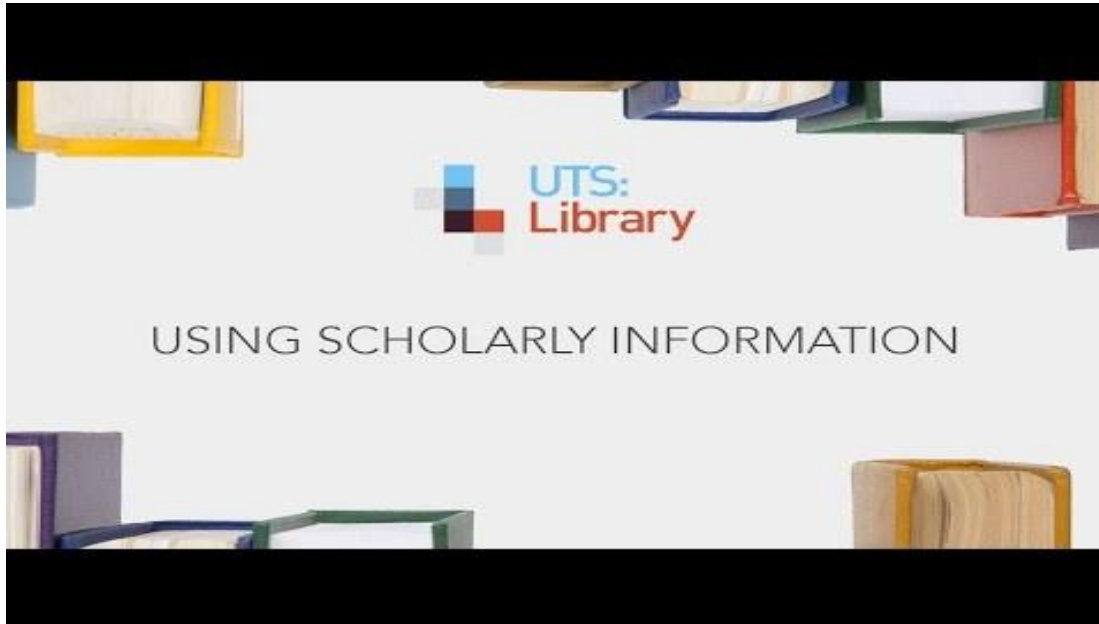





## **What is scholarly information?**

- Material published by and for scholars.
- Author will be an academic or have specialist qualification
- Some examples: academic journals, conference papers and theses

**Watch this video on using scholarly information**



## Video Recap:

- Wikipedia is a good source to use to gain a broad and basic understanding of a topic, but don't use it in your assessments
  - Books and journal articles are the most common types of scholarly sources
  - They are reviewed by other experts in the field to check for errors, plagiarism and originality
- 

## Activity: Identifying scholarly information


Presentation: <https://bit.ly/2LoSdh4>

3. Find books and articles in the  
Library collection

**Watch this video on finding books and articles in the Library collection**



## Video Recap:


- Most common types of resources you'll need in your subjects are books and articles
  - Search by using keywords or title
  - Different locations (Online, LRS, Open Collection, Reserve)
  - Select 'Cite' to view reference
- 

## Activity: Find this book

**Step 1:** Go to the Library website: <https://www.lib.uts.edu.au/>

**Step 2:** Search for this book: *Decolonizing research: Indigenous storywork as methodology*

**Step 3:** Answer these questions:

- Can you find it?
  - Where is it located? (Online, LRS, Open Collection, Reserve)
- 




## Activity: Find this article

**Step 1:** Go to the Library website: <https://www.lib.uts.edu.au/>

**Step 2:** Search for this article: *The ecological colonization of space*

**Step 3:** Answer these questions:

- Who are the authors? (First Name & Last Name)
  - What is the title of Journal?
  - Can you access the full article?
- 


4. Find resources to help  
with your studies



## Resources:

- [Study Guides](#) - key resources for your discipline area, search effectively, evaluate information, referencing.
- [YouTube Channel](#) - Short videos on using the Library, searching for information and referencing.
- [Workshops and training](#) - Starting your assignment, Referencing and referencing software, Finding information, Research strategies.
- [LinkedIn Learning](#) – Courses and instructional videos, covering the latest in technology, creative, and business skills.

## 5. Get extra help



## Contact us:

- Library chat
- Face-to-face at the Service Desk
- Via Email



Library

# Feedback

<http://bit.ly/utslibqs>



Library

# Thank you



Library